

Utrecht Region continues to lead Europe's most competitive regions



The Utrecht Region has been one of Europe's most competitive regions since the European Commission launched its Regional Competitive Index in 2010. In the latest ranking, Utrecht is in joint second place behind London, making it yet again the most competitive region in mainland Europe. The index covers 263 regions throughout Europe and comprises 11 pillars focusing on different aspects of competitiveness. Those pillars are subdivided into three groups: Basic, Efficiency and Innovation. In total, 74 different indicators were assessed to compile the ranking. For a more detailed explanation about the pillars, see the last page.

1 London

100%

2 Utrecht Region

97.6%

Ranked equal

2 Berkshire-Oxfordshire

97.6%

4 Stockholm

97.2%

5 Surrey, Sussex

93.9%

6 Hovedstaden

92.9%

7 Luxembourg

91.1%

8 Île de France

90.3%

9 Oberbayern

89.7%

10 Hampshire / Isle of Wight

88.6%

Top 10 regions

in EU Regional Competitiveness
Index 2016



Theme: Basic

The Basic group represents the key drivers of all types of economies and includes five pillars: institutions, macroeconomic stability, infrastructure, health and basic education. The Utrecht Region topped the list of 263 regions in the Basic group.



Carola Wijdogen

Director Corporate Sustainability NS
Dutch National Railways

Utrecht is the most central and best-connected railway hub in the Netherlands. Every year 88 million travellers pass through Utrecht Central Station, using trains powered 100% by wind energy. Utrecht sets the standard in sustainable transportation services in Europe.



René van Stiphout,

Country Leader Oracle The Netherlands

The big advantage of being in Utrecht is that a number of our customers have offices here as well. It's an attractive prospect to be located in their neighbourhood. In addition, our employees live all over the country and the Utrecht area is very central and easy to get to.








Han Rekers

Managing Director Liebherr Nederland B.V.

If any one region is in the centre of the Netherlands and has unsurpassed international connections, it is the Utrecht region. Take a map and point at the centre of the country and you will find the city of Amersfoort. Our clients really appreciate our central location and we never have to apologise for being too far away.

1²


Utrecht Region

 Institutions	 Macroeconomic Stability	 Infrastructure	 Health	 Basic Education
19	9	4	23	8

17⁴ Stockholm

				
6	2	93	1	14

19⁹ Oberbayern

				
39	6	51	39	7

32⁶ Hovedstaden

				
18	3	124	58	4

47¹ London

				
59	23	3	16	10

42² Berkshire- Oxfordshire

				
39	23	2	14	10

58⁸ Île de France

				
130	18	1	16	17

69⁵ Surrey, Sussex

				
39	23	23	9	10

71¹⁰ Hampshire, Isle of Wight

				
39	23	29	8	10

83⁷ Luxembourg

				
22	4	85	120	19

1 Overall ranking among all 263 regions

1 Ranking in this theme

Theme: Efficiency

As a regional economy develops and advances, factors relating to labour force skills and labour market efficiency become more important. The Efficiency group covers three pillars: lifelong learning, the job's market and market size. The Utrecht Region was second in the list of 263 regions in the Efficiency group.



Prof. Bert van der Zwaan

Rector Magnificus, Utrecht University.
Chairman of the League of European
Research Universities

At Utrecht University, we feel it is our responsibility to take a central position in our society. We deliver the best possible educational programmes to our student body and provide the most fertile breeding grounds for ideas and personal development. The university offers a state of the art academic environment for science, for example in the fields of life sciences and health.



Kees Rutten

Chairman Human Capital Agenda
Economic Board Utrecht,
board member ROC Midden Nederland

Attracting and retaining skilled professional for the new economy is a challenge for every European region. In the Utrecht Region businesses, local authorities and the science and educational system invest in people and in life-long learning. We will intensify this collaboration even more to improve the competitive edge of the Utrecht Region and create a future where everyone counts.



Bas de Reus

Managing Director, Fujitsu Nederland

I am very happy that Fujitsu is located in the Utrecht region. We want highly educated and skilled employees and our office is so easy to reach by car and public transport they can live where ever they like. One of our customers once said the advantage of Fujitsu is that it is a global company with a local touch, small enough to care and big enough to deliver. Being in Utrecht makes that possible.

1¹ London



10



71



1

2² Berkshire-Oxfordshire



15



24



5

2²

Utrecht Region



Lifelong Learning

9



Job Market

12



Market Size

7

4⁴ Stockholm



2



3



69

4⁵ Surrey, Sussex



25



47



4

4⁸ Île de France



30



66



2

7⁶ Hovedstaden



1



24



109

8¹⁰ Hampshire/ Isle of Wight



19



7



30

9⁹ Oberbayern



59



2



23

14⁷ Luxembourg



28



1



111

1 Overall ranking among all 263 regions

1 Ranking in this theme

Theme: Innovation

The Innovation group covers the drivers of advanced development in regional economies. It focuses on three pillars: technological readiness, business sophistication and innovation. Utrecht Region was sixth on the list of 263 regions in the Innovation group, ahead of Munich and Paris.



Inez Teunissen

Hub manager Startup Utrecht


Startup Utrecht is helping drive the region's economy by developing networks, initiatives and strategies for the startup ecosystem. We aim to reach for the sky and make the Utrecht Region an even better hub for startups and innovation.



Sjoerd Wennekes

Co-founder of Active Cues

Utrecht Region provides us with the ideal international playground to validate, scale and market our products at tremendous speed. This gives us the competitive edge we need to deliver as many moments of happiness as possible to dementia patients with our Magic Table.



Ton Logtenberg

CEO Merus B.V.

The world class life sciences ecosystem at Utrecht Science Park provides the best possible growth environment for our global business.

1⁷ Luxembourg



1



1



24

1¹⁰ Hampshire/ Isle of Wight



2



9



21

2² Berkshire-Oxfordshire



2



8



3

3⁴ Stockholm



27



17



69

4³ Hovedstaden



29



32



1

5⁵ Surrey, Sussex



2



3



23

6²

Utrecht Region



Technology



Business



Innovation

6

5

18

6¹ London



10



2



43

11⁹ Oberbayern



67



36



4

18³ Île de France



109



16



10

1 Overall ranking among all 263 regions






1 Ranking in this theme

Utrecht Region

The Utrecht Region has been at the top of the European Commission's competitive region ranking since it launched seven years ago. The most competitive region in mainland Europe, Utrecht is second only to London in the EU as a whole.

1

Basic

 Institutions	 Macroeconomic Stability	 Infrastructure
19	9	4
 Health	 Basic Education	
23	8	

2

Efficiency

 Lifelong Learning	 Job Market	 Market Size
9	12	7

6

Innovation

 Technology	 Business	 Innovation
6	5	18

RCI Index, an explanation

The Regional Competitiveness Index is a measurement based on 74 indicators divided over 11 themes or pillars. These themes are then divided into three groups: Basic, Efficiency and Innovation. Utrecht is in the top 25 of each of the 11 pillars, a record matched by no other region, even among the other regions making up the top 10.

Here is an explanation of the 11 different pillars that illustrates the wide scope of factors used to compile the index.



Institutions

Basic

Criteria related to corruption, political stability, rule of law, voice and accountability, crime and police effectiveness



Macroeconomic Stability

State deficit, government debt, national savings, government bond yields



Infrastructure

Accessibility by car and public transport, passenger flights within 90 minutes, railway density



Health

Life expectancy, infant mortality, road fatalities, cancer and heart disease death rates, suicides



Basic Education

The share in the school population of low-achieving 15-year-olds in maths, reading and science.



Lifelong Learning

Efficiency

Population aged 25-64 with a degree, access to universities, school drop-out rate.



Job Market

Employment rate, unemployment rate, labour productivity, female unemployment, gender balance in employment and unemployment, population aged 15-24 not in education and unemployed.



Market Size

Disposable income per capital, potential market size in GDP, population size.



Technology

Innovation

Availability of latest technologies, use of technology at a corporate level, technology transfer via direct foreign investment, companies buying and selling online, companies with fixed broadband access.



Business

Employment and added value in business services, employment at companies with foreign ownership, innovative SMEs collaborating with others.



Innovation

Patent applications, size of the creative class, employment in tech, knowledge-intensive and related industries, academic publications, R&D expenditure, high-tech patents, medium and high-tech exports, sales of new to market and new to firm products as percentage of turnover.

MORE INFORMATION

INVEST UTRECHT

PART OF THE PROVINCE OF UTRECHT

Jan Zuidema

☎ +31 6 2112 4552

www www.investutrecht.com

@ jan@investutrecht.com  [@investutrecht](https://twitter.com/investutrecht)

For more information go to www.utrechtregion.com/competition and download the EU rapport.

